




## CREATE A NEST

1. Colour in the bowerbird eggs, chicks and their food.
2. Cut out the shapes on the dotted lines.
3. Collect twigs, grasses and form the shape of a nest as a collage on a new piece of paper.

@auraparker



AURA  
PARKER  
**BOWERBIRD  
BROOD**

[www.illustrated.com.au](http://www.illustrated.com.au)